

Cast Iron Strainers

Model #12FYSZ Class 125 (2" to 18")



STANDARD:

End Flange Dimensions: ANSI B16.1

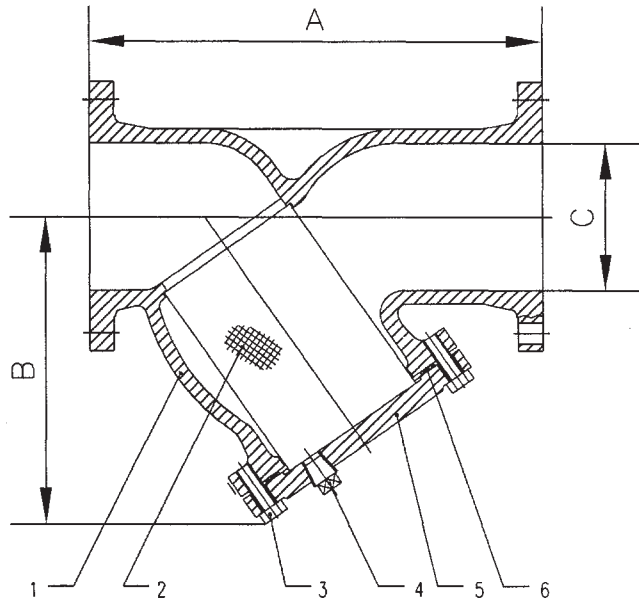
Wall thickness: ANSI B16.1

WORKING PRESSURE:

2" to 12" - 125psi Steam, Basic Rating
200psi Cold Working Pressure

14" to 18" - 100psi Steam, Basic Rating
150psi Cold Working Pressure

NO.	PART NAME	MATERIAL
1	BODY	ASTM A126-B
2	SCREEN	ASTM A276 304
3	BOLTS	ASTM A307-B
4	PLUG	STEEL
5	BONNET	ASTM A36
6	GASKET	GRAPHITE



SIZE	INCH	2	2½	3	4	5	6	8	10	12	14	16	18
	MM	50	65	80	100	130	150	200	250	300	350	400	450
A	INCH	7.875	10	10.125	12.125	15.625	18.5	21.625	25.75	30	33.25	38.75	43.12
	MM	200	254	257	308	397	470	549	654	759	846	984	1095
B	INCH	5.25	6.5	7.5	9	13.125	15.75	18	18.5	22	28.625	30	31
	MM	133	165	190	227	335	401	457	471	557	727	762	788
C	INCH	2	2.5	3	4	5	6	8	10	12	14	16	18
	MM	51	65	76	102	127	152	203	254	305	356	406	457
Weight	lbs	18	28	33	60	95	132	247	370	580	864	1380	2272
	kgs	8	12	15	27	43	60	112	168	263	392	627	1032



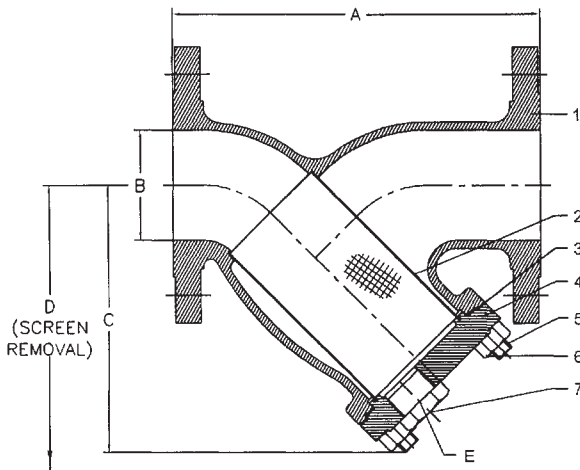
Cast Strainers

Model #15FYS
Class 150 (1/2" to 18")



STANDARD:

Pressure/Temperature Rating: ANSI B16.34
End Flange Dimensions: ANSI B16.5
Wall thickness: ANSI B16.34



NO.	PART NAME	A 216-WCB	A 351-CF8M	A 351-CN7M
1	BODY	A 216-WCB	A 351-CF8M	A 351-CN7M
2	SCREEN	A 276-304	A 276-316	A 351-CN7M
3	GASKET	SS 304+GRAPHITE	PTFE	PTFE
4	COVER	A 216-WCB	CF8M	A 351-CN7M
5	STUD	A 193-B7	A 193-B8	A 193-B8M
6	HEX NUT	A 194-2H	A 194-8	A 194-8M
7	NPT PLUG	SS 304	SS 316	A 351-CN7M

SIZE	INCH	1/2	3/4	1	1 1/2	2	2 1/2	3	4	5	6	8	10	12	14	16	18	
	MM	15	20	25	40	50	65	80	100	125	150	200	250	300	350	400	450	
A	INCH	5.875	7.38	7.38	7.12	7.875	9.75	10	12.125	15.625	18.5	21.375	26	29.875	37.25	42.375	46.125	
	MM	149	187	187	181	200	248	254	308	396.9	470	543	660	759	946	1076	1171	
B	INCH	0.5	0.75	1	1.5	2	2.5	3	4	5	6	8	10	12	13.25	15.25	17.25	
	MM	13	20	25	38	51	64	76	102	127	152	203	254	305	336.55	387.35	438.15	
C	INCH	3.5	3.5	3.5	4.40	5.83	6.75	7.56	8.9	12.0	14.17	17.25	18.5	22.5	26.75	29	33.25	
	MM	89	89	89	112	148	171.5	192	226	305	360	438	469	571	679	737	845	
D	INCH	4.13	4.13	4.13	5.71	7.88	9.25	10.0	12.63	17.0	20.16	25.12	30.5	35.5	42	47.5	52.5	
	MM	105	105	105	145	200	235	254	321	432	512	638	800	902	1067	1207	1334	
E		3/8-18 NPT	1/2-14 NPT	3/4-14 NPT	1-14 NPT	1 1/2-14 NPT	2-11.5 NPT	2 1/2-11.5 NPT	3-11.5 NPT	4-11.5 NPT	5-11.5 NPT	6-11.5 NPT	8-11.5 NPT	10-11.5 NPT	12-11.5 NPT	14-11.5 NPT	16-11.5 NPT	18-11.5 NPT
	Weight	LBS	6	10	10	13	18	28	34	58	90	125	220	320	550	863	1380	2272
	KGS	2.5	5	5	6	8	13	15	26	41	57	100	145	250	392	626	1031	



Cast Strainers

Model #30FYS

Class 300 (1/2" to 14")

STANDARD:

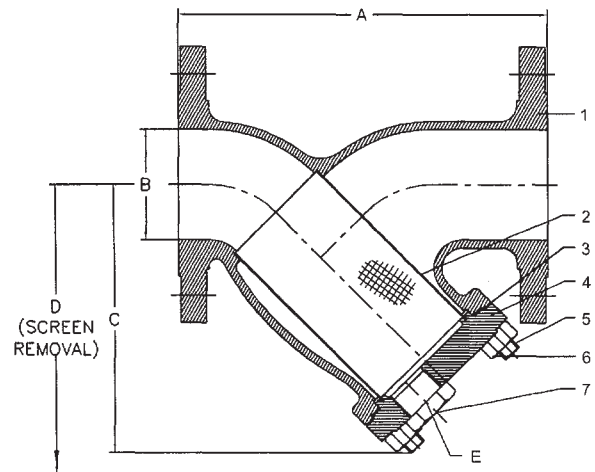
Pressure/Temperature Rating: ANSI B16.34

End Flange Dimensions: ANSI B16.5

Wall thickness: ANSI B16.34



NO.	PART NAME	A 216-WCB	A 351-CF8M	A 351-CN7M
1	BODY	A 216-WCB	A 351-CF8M	A 351-CN7M
2	SCREEN	A 276-304	A 276-316	A 351-CN7M
3	GASKET	SS 304+GRAPHITE	PTFE	PTFE
4	COVER	A 216-WCB	CF8M	A 351-CN7M
5	STUD	A 193-B7	A 193-B8	A 193-B8M
6	HEX NUT	A 194-2H	A 194-8	A 194-8M
7	NPT PLUG	SS 304	SS 316	A 351-CN7M



SIZE	INCH	1/2	3/4	1	1 1/2	2	2 1/2	3	4	5	6	8	10	12	14
	MM	15	20	25	40	50	65	80	100	125	150	200	250	300	350
A	INCH	6.125	7.750	7.875	7.625	8.625	10.625	12	14.5	16.375	19.31	23.375	27.375	32	37.25
	MM	155	197	200	194	219	269	305	368	416	490	594	695	813	946
B	INCH	0.5	0.75	1	1.5	2	2.5	3	4	5	6	8	10	12	13.25
	MM	13	20	25	38	51	64	76	102	127	152	203	254	305	336.55
C	INCH	4.0	4.0	4.0	5.3	6.1	7.0	7.6	9.6	13.0	14.57	17.87	18.75	23	27.25
	MM	102	102	102	135	155	178	192	244	330	370	454	476	584	692
D	INCH	6.5	6.5	6.5	7.3	8.31	8.31	10	12.63	17.0	20.16	25.12	30.5	36	42.5
	MM	165	165	165	185	211	211	254	321	432	512	638	800	915	1080
E		3/8-18 NPT	1/2-14 NPT	1/2-14 NPT	1/2-14 NPT	1/2-14 NPT	1-11.5 NPT	1-11.5 NPT	1.5-11.5 NPT	2-11.5 NPT	2-11.5 NPT	2-11.5 NPT	2-11.5 NPT	2-11.5 NPT	2-11.5 NPT
Weight	LBS	5.5	12.25	13	18	22	32	49	90	120	175	300	440	650	1365
	KGS	2.5	5.5	6	8	10	15	22	41	54	79	136	200	295	619





Cast Strainers

Model #60FYS

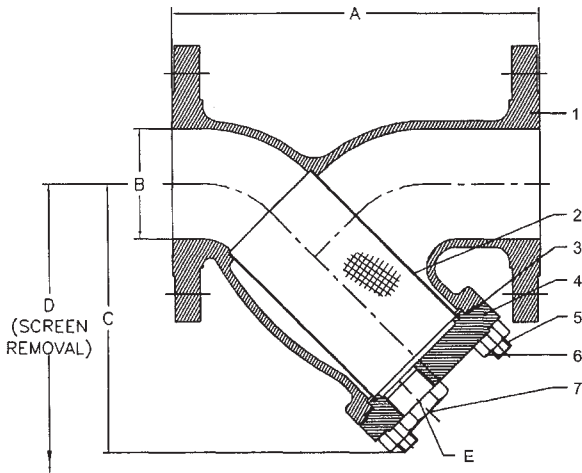
Class 600 (1/2" to 10")

STANDARD:

Pressure/Temperature Rating: ANSI B16.34

End Flange Dimensions: ANSI B16.5

Wall thickness: ANSI B16.34



NO.	PART NAME	A 216-WCB	A 351-CF8M	A 351-CN7M
1	BODY	A 216-WCB	A 351-CF8M	A 351-CN7M
2	SCREEN	A 276-304	A 276-316	A 351-CN7M
3	GASKET	SS 304+GRAPHITE	PTFE	PTFE
4	COVER	A 216-WCB	CF8M	A 351-CN7M
5	STUD	A 193-B7	A 193-B8	A 193-B8M
6	HEX NUT	A 194-2H	A 194-8	A 194-8M
7	NPT PLUG	SS 304	SS 316	A 351-CN7M

SIZE	INCH	1/2	3/4	1	1 1/2	2	2 1/2	3	4	6	8	10
	MM	15	20	25	40	50	65	80	100	150	200	250
A	INCH	6.625	8.31	8.31	10.25	11	12	13.5	17.938	25.625	31.75	37.688
	MM	168	211	211	260	279	305	343	456	651	806	957
B	INCH	0.5	0.75	1	1.5	2	2.5	3	4	6	7.875	9.75
	MM	13	20	25	38	51	64	76	102	152	200	247.65
C	INCH	4.0	4.0	4.0	5.3	7	7.0	9.25	12.5	20	24	28.5
	MM	102	102	102	135	179	178	235	318	508	610	724
D	INCH	6.5	6.5	6.5	7.3	9.2	9.25	11.7	15.5	26	32	45.5
	MM	165	165	165	185	211	235	254	394	660	813	1156
E		3/8-18 NPT	1/2-14 NPT	1/2-14 NPT	1/2-14 NPT	1/2-14 NPT	1-11.5 NPT	1-11.5 NPT	1.5-11.5 NPT	2-11.5 NPT	2-11.5 NPT	2-11.5 NPT
Weight	LBS	6	12	12	27	40	60	78	160	364	670	1090
	KGS	3	5	5	12	18	27	35	73	165	304	494



Cast Strainers SW & Threaded

Model #60WYS, #60TYS
Class 600 (1/2" to 2")



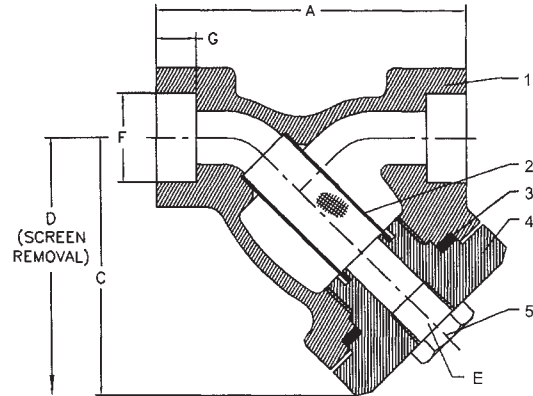
STANDARD:

Pressure/Temperature Rating: ANSI B16.34

Wall thickness: ANSI B16.34

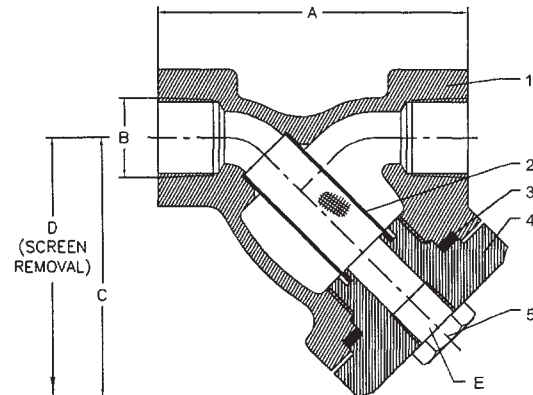
Connections - ANSI B16.11 for Socket Weld
ANSI B1.20.1 for Threaded

NO.	PART NAME	A 216-WCB	A 351-CF8M	A 351-CN7M
1	BODY	A 216-WCB	A 351-CF8M	A 351-CN7M
2	SCREEN	A 276-304	A 276-316	A 351-CN7M
3	GASKET	SS 304+GRAPHITE	PTFE	PTFE
4	COVER	A 216-WCB	CF8M	A 351-CN7M
5	NPT PLUG	SS 304	SS 316	A 351-CN7M



SOCKET WELD END

SIZE	INCH	1/2	3/4	1	1 1/4	1 1/2	2
	MM	15	20	25	32	40	50
A	INCH	2.99	3.74	4.61	5	5.63	7.01
	MM	76	95	117	127	143	178
B		1/2-14 NPT	3/4-14 NPT	1-11.5 NPT	1 1/4-11.5 NPT	1 1/2-11.5 NPT	2-11.5 NPT
C	INCH	2.52	2.83	3.7	4.88	4.88	6.06
	MM	64	72	94	124	124	154
D	INCH	2.8	3.23	4.49	6.14	6.14	7.95
	MM	71	82	114	156	156	202
E		1/2-18 NPT	3/8-18 NPT	3/8-18 NPT	1/4-14 NPT	1/4-14 NPT	1-11.5 NPT
F	INCH	0.86	1.07	1.33	1.68	1.92	2.41
	MM	21.8	27.2	33.8	42.7	48.8	61.2
G	INCH	0.39	0.50	0.50	0.5	0.5	0.62
	MM	9.8	12.8	12.8	12.8	12.8	15.8
Weight	LBS	2	3	5	7	10	15
	KGS	1	1.5	2.25	3	4.5	7



THREADED END

