

CSA Approved

The WATCHMAN VPT has been designed to provide the most visible and reliable valve position indication for general purpose applications. Check out the unique features:

- Clear Ektar cover offers excellent chemical resistance and strength
- Environmentally sealed indicator on the top of the unit prevents fogging or entry of contaminants
- Indicator is 100% adjustable to any valve or actuator
- Internal Switches and terminal block are labeled for easier installation
- Indicator shaft is secured to the housing with Moniteur's engineered Loc-Ring Cam and Shaft Retention System, ensuring sensing accuracy
- The industry's only "true" visual valve position indicator available for multi-port valves, adjustable to match the physical location of the valve
- "Flat cover" version available without indicator
- Optional thermoplastic quick-mount bracket for NAMUR actuators
- Available with Moniteur's wide variety of switches and sensors for today's advanced control systems


rated nema 4, 4x



Visual Indicator Options

| | | | |
|--------------------|--|--------------|--|
| Black / Yellow | | 3-way Path O | |
| Green / Red | | 3-way Path T | |
| Red / Green | | 3-way Path F | |
| ANSI Red / White | | 4-way Path S | |
| ANSI Green / White | | 180° | |
| ANSI Blue / White | | 120° | |

Please see other side for ordering information.



Intelligent Part Number System

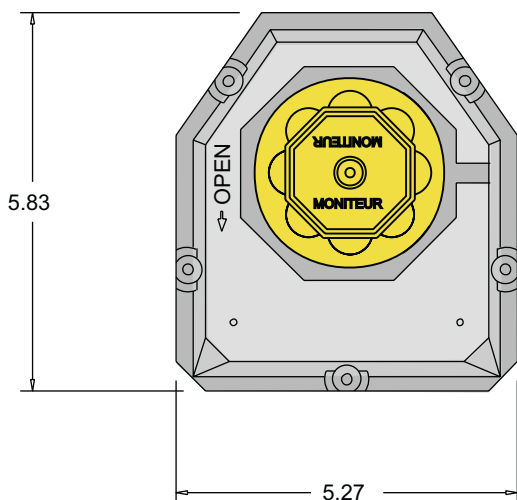
| | | | | | | | | |
|---------------|--------------|-----------------|----------------|----------|--------------|---------------|-----------------|----------------|
| F | M | Y | B | - | 5 | 1 | 2 | 0 |
| <i>Series</i> | <i>Cover</i> | <i>Moniteur</i> | <i>Bearing</i> | | <i>Shaft</i> | <i>Switch</i> | <i>Quantity</i> | <i>Conduit</i> |

| | | |
|----------------------------|--|--|
| Base unit includes: | Black / Yellow indicator Aluminum Enclosure (2) 1/2" NPT conduit entries | 2 SPDT 15A mechanical switches Bronze bearings Low profile NAMUR shaft |
|----------------------------|--|--|

| Description | Code | Description | Code | Description | Code |
|-------------------------|--------|---------------------------------|------|-----------------------------|-------|
| Series: Watchman | F | Bearing | | Rhodium TTL 1A | |
| Cover | | 303 Stainless Steel | S | SPDT Non-Contact | T |
| Moniteur | M | Shaft | | Bifurcated TTL | |
| Flat Cover | F | Standard 303 SS | 1 | SPST Non-Contact | B |
| Moniteur | | Standard 316 SS | 3 | P&F NJ2-V3 NAMUR | |
| No Indicator | N | NAMUR 303 SS | 5 | Inductive Sensor | 8 |
| Black / Yellow | Y | NAMUR 316 SS | 7 | Moniteur NEO-X 0.3A | |
| 3-Way Path O,T, F | O,T, F | Long NAMUR 303 SS | E | NO Sensor | A |
| 4-Way Path | S | Switch Type (2 switches) | | Switch Quantity | 1-4 |
| 180 degree T port | 1 | Cherry 15A | | Conduit | |
| 120 degree | 3 | SPDT Mechanical | 1 | (2) 1/2" F NPT | 0 |
| Green / White | G | Tungsten TTL 3A | | (3) 1/2" F NPT | 6 |
| Red / White | R | SPDT Non-Contact | 2 | (1) 1/2" F + (1) 1/2" M NPT | 8 |
| Blue / White | B | Prism Gold Plated 1A | | Options | |
| Green / Red | A | SPDT Mechanical | 3 | Current 4 - 20mA | - 420 |
| Red / Green | C | ITW 10A | | Resistive 0 - 1k | - 1K |
| 0-100% | P | DPDT Mechanical | 4 | High Temperature | -T1 |

Dimensions

Top View

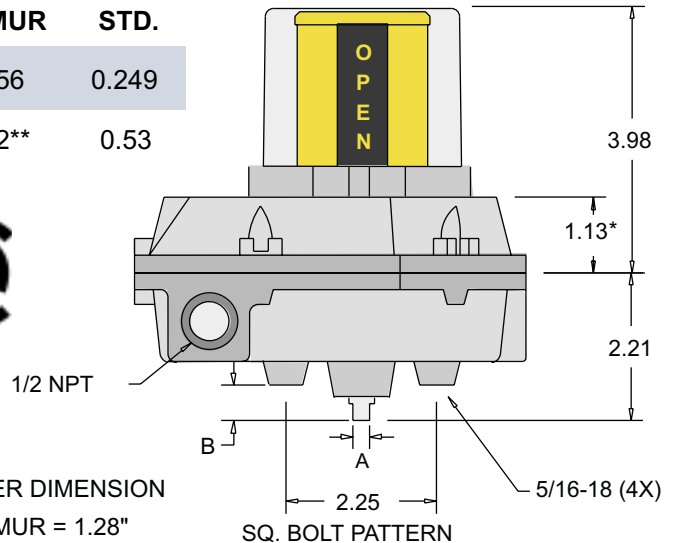


NAMUR STD.

| | | |
|---|--------|-------|
| A | 0.156 | 0.249 |
| B | 0.62** | 0.53 |



Side View



* - FLAT COVER DIMENSION

** - LONG NAMUR = 1.28"