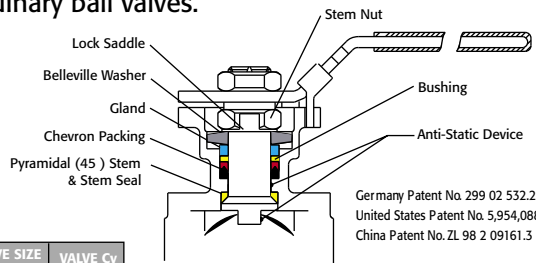




Triac 88 Series 3 -Piece Ball Valves feature a direct mount automation pad. The high quality investment castings feature a fully machined bore. The superior live-loaded packing system is accomplished with Belleville washers, "V" ring packing and a unique primary pyramidal stem seal. This advanced sealing system provides for protection against stem leaks experienced by ordinary ball valves.



VALVE SIZE	VALVE Cv
1/4"	7
3/8"	8
1/2"	15
3/4"	40
1"	70
1-1/4"	110
1-1/2"	250
2"	430
2-1/2"	600
3"	1100
4"	2000

Reinforced TFE seats are standard, but various options are available for seat materials. The 50/50 seat option is excellent for services that call for higher temperatures and more difficult applications including steam. Call us for details.

Easy to Automate!

See automated data sheets for pre-sized assemblies



Pneumatic



Electric



Series 88

HIGH PERFORMANCE 3-Piece Design

**Full Port 1000/2000 psi WOG
(by size)**

**Stainless or
Carbon Steel Body**

Direct Mounting Pad

**Threaded, Socket Weld
or Butt Weld**

Sizes 1/4" – 4"

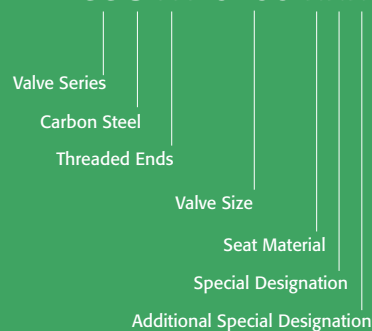
STANDARDS

ANSI	B16.34, B16.25, B1.20.1, B16.11
API	6D, 598
ISO	5211, 5209, 5752, 7/1, 261
MSS	PS25, PS72
BS	5351, 6755-1, 6755-2

HOW TO ORDER MANUAL VALVES

SAMPLE PART #

88C-TH-0200-XXX



See part number matrix for itemized options



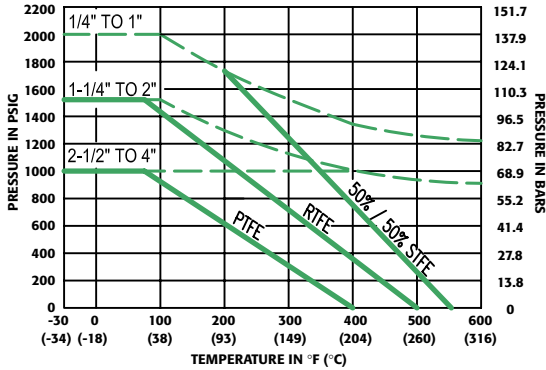
Triac Division
11363 Deerfield Rd.
Cincinnati, Ohio 45242

PHONE (513) 247-5465
FAX (513) 247-5462
e-mail: sales@a-tcontrols.com
www.a-tcontrols.com

Series 88

High Performance, Full Port 1000 & 2000 psi WOG by size 3-Piece Ball Valve 1/4" to 4" ISO 5211 Direct Mount

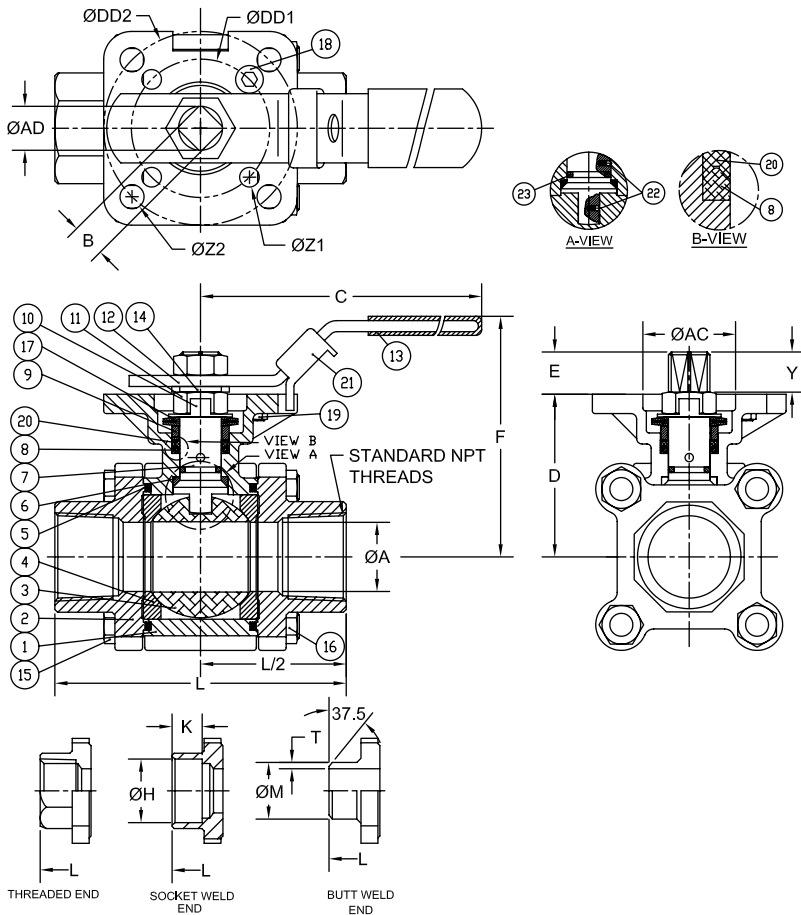
Pressure vs. Temperature Chart
for Valve 1/4" to 4"



CONSULT FACTORY FOR ADDITIONAL SEAT MATERIALS. VARIOUS SOFT AND METAL SEAT OPTIONS ARE AVAILABLE

NOTE: Dotted line shows the rating for valve body. Solid line shows the rating for valve seat. Both ratings need to be considered when determining the limitation of the valve for specific application.

Consult factory for other seat materials



BREAKAWAY TORQUES RTFE SEATS

Size	Breakaway Torque
1/4"	70
3/8"	70
1/2"	70
3/4"	92
1"	138
1-1/4"	207
1-1/2"	288
2"	400
2-1/2"	553
3"	900
4"	1010

NOTE: For other seat material, consult factory

MATERIALS LIST

NO.	PART NAME	QTY.	MATERIAL	
			Stainless Steel	Carbon Steel
1	Body	1	CF8M	WCB
2	End Cap	2	CF8M	WCB
3	Ball	1	SS316	SS316
4	Seat	2	RTFE	RTFE
5	Joint Gasket	2	PTFE	PTFE
6	Stem Seals	1	RTFE	RTFE
7	Stem	1	SS316	SS316
8	Gland Packing	2	PTFE	PTFE
9	Gland Bush	1	SS304	SS304
10	Lock Saddle	1	SS304	SS304
11	Stem Nut	2	SS304	SS304
12	Handle	1	SS304	SS304
13	Handle Sleeve	1	Vinyl	Vinyl
14	Stem Washer	1	SS304	SS304
15	Bolt	*	SS304	SS304
16	Bolt Nut	*	SS304	SS304
17	Belleville Washer	2	SS301	SS301
18	Stop Bolt & Nut	1	SS304	SS304
19	Pin Nut	1	SS304	SS304
20	Bushing	1	RTFE	RTFE
21	Locking Device	1	SS304	SS304
22	Anti-Static Device	2	SS304	SS304
23	O-Ring	1	Viton®	Viton®

* 1/4" - 1-1/2" - 4 pcs.
* 2" - 4" - 6 pcs.

DIMENSIONS (IN)

SIZE	ØA	B	C	D	E	F	H	K	L	M	T	Y	AC	AD	DD1	DD2	ØZ2	ØZ1	(LBS)	ISO5211
1/4"	0.45	0.354	5.47	1.66	0.25	3.00	0.55	0.39	2.95	0.85	0.13	0.25	1.04	0.44	1.654	1.969	0.28	0.28	1.6	F04/F05
3/8"	0.50	0.354	5.47	1.66	0.25	3.00	0.69	0.39	2.95	0.85	0.11	0.25	1.04	0.44	1.654	1.969	0.28	0.28	1.6	F04/F05
1/2"	0.59	0.354	5.47	1.66	0.25	3.00	0.85	0.39	2.85	0.85	0.06	0.25	1.07	0.44	1.654	1.969	0.28	0.28	2.0	F04/F05
3/4"	0.79	0.354	5.47	1.83	0.33	3.20	1.07	0.51	3.36	1.07	0.06	0.33	1.07	0.44	1.969	2.756	0.34	0.28	3.0	F05/F07
1"	0.98	0.433	6.50	2.31	0.41	3.86	1.34	0.51	4.15	1.34	0.06	0.41	1.34	0.56	1.969	2.756	0.34	0.28	4.5	F05/F07
1-1/4"	1.26	0.433	6.50	2.46	0.41	4.00	1.69	0.51	4.37	1.68	0.06	0.41	1.34	0.56	1.969	2.756	0.34	0.28	6.0	F05/F07
1-1/2"	1.50	0.551	8.46	3.11	0.53	5.04	1.92	0.51	5.01	1.91	0.06	0.53	1.54	0.74	1.969	2.756	0.34	0.28	10.0	F05/F07
2"	1.97	0.551	8.46	3.42	0.53	5.35	2.40	0.63	5.62	2.38	0.06	0.53	1.54	0.74	1.969	2.756	0.35	0.30	13.0	F05/F07
2-1/2"	2.56	0.748	10.31	4.28	0.66	6.60	2.89	0.63	7.28	3.00	N/A	0.66	2.09	0.94	2.756	4.016	0.47	0.39	26.0	F07/F10
3"	3.15	0.748	10.31	4.63	0.70	6.96	3.54	0.63	8.07	3.54	N/A	0.70	2.09	0.94	2.756	4.016	0.47	0.39	34.0	F07/F10
4"	3.94	0.748	12.28	5.26	0.66	7.59	4.54	0.79	9.45	4.57	N/A	0.66	2.09	0.94	2.756	4.016	0.47	0.39	52.0	F07/F10

Viton® is a registered trademark of E.I. DuPont de Nemours.
A-T Controls reserves the right to change product designs and technical/dimensional specifications without notice.

10/05-88M

A-T Controls, Inc.

Triac Division
11363 Deerfield Rd.
Cincinnati, Ohio 45242

PHONE (513) 247-5465
FAX (513) 247-5462
e-mail: sales@a-tcontrols.com
www.a-tcontrols.com